

Homelessness in So.NV

- 7,500 persons at any point and time
 - Most under 1 year
 - 68% not sheltered
 - Chronics = 9%
- 33, 000 persons will experience an episode of homelessness in So. NV annually
 - 73% became homeless in So.NV

Homelessness is an interpersonal issue, with varied catalysts. Likewise, the contributing factors that reduce and successfully address the issue is multi-faceted with many variables such as; employment rates, access to physical and mental health care, housing assistance programs and community planning/growth. The full list of contributing factors is explored in the Help Hope Home Plan to End Homelessness Implementation Plan 2013 5 year update.

Current Stock

2013 Housing and Shelter Inventory Analysis

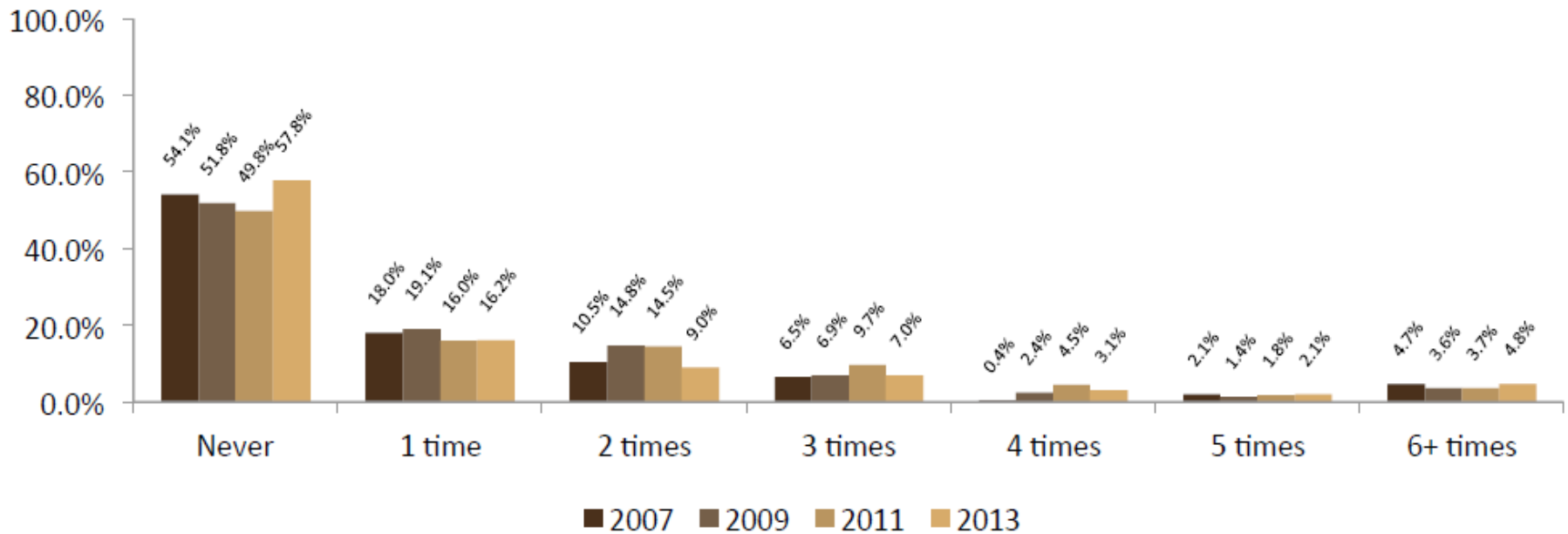
2013 Housing and Shelter Inventory*					
Type	Total Beds	% of Total Inventory	Beds for HH w/o Children	Beds for HH w/ Children	Beds for Unaccompanied Youth
Year Round Emergency Shelter	2207**	41%	1393	383	24
Transitional Housing	1074	20%	750	278	46
Safe Haven	25	0.5%	25	0	0
Permanent Supportive Housing	2032	38%	1475	557	0
Total Beds	5338		3643	1218	70

* 2013 Housing Inventory Count (HIC). Numbers do not include beds under development

** Includes year round beds plus 347 seasonal beds and 60 overflow beds.

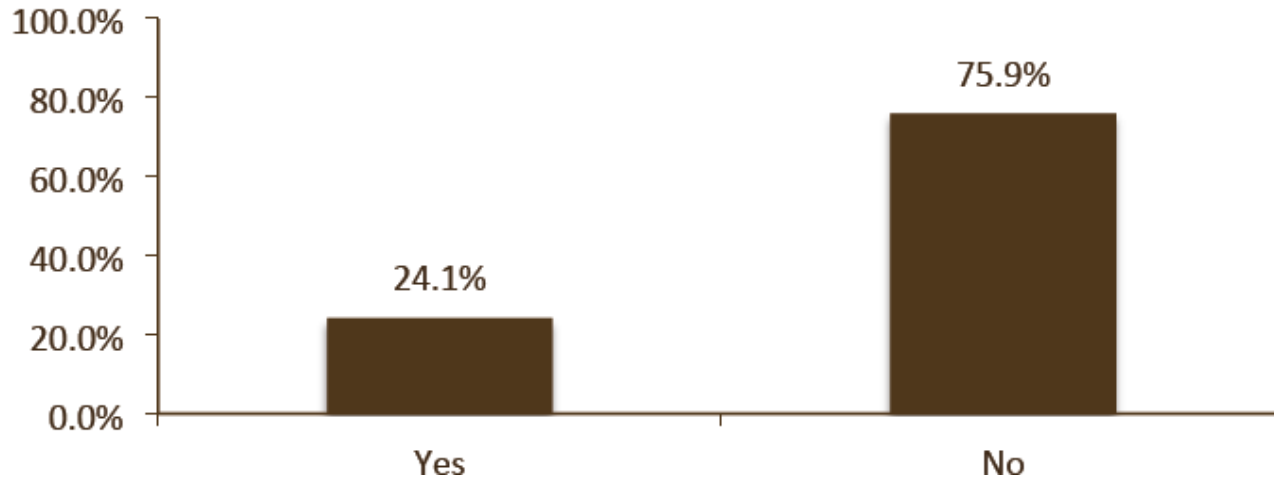
ER use by So.NV Homeless

Figure 30: Number of Times Respondents Had Used The Emergency Room For Any Treatment In The Year Prior to the Survey



Homeless SMI

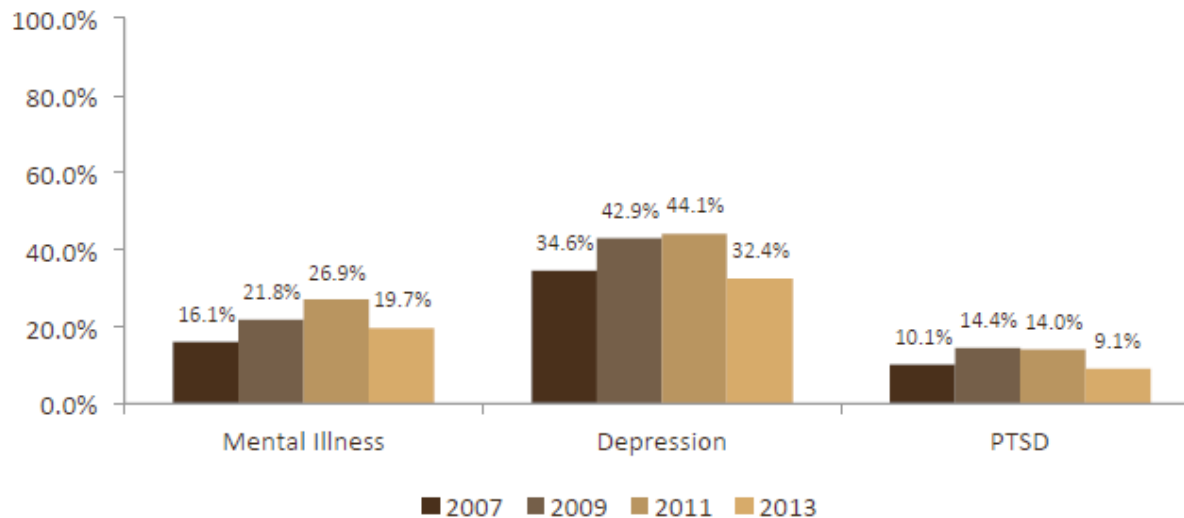
Figure 35: Are You Currently, Or Have You Ever, Received Treatment For Mental Health Issues?



Mental Illness among So.NV Homeless

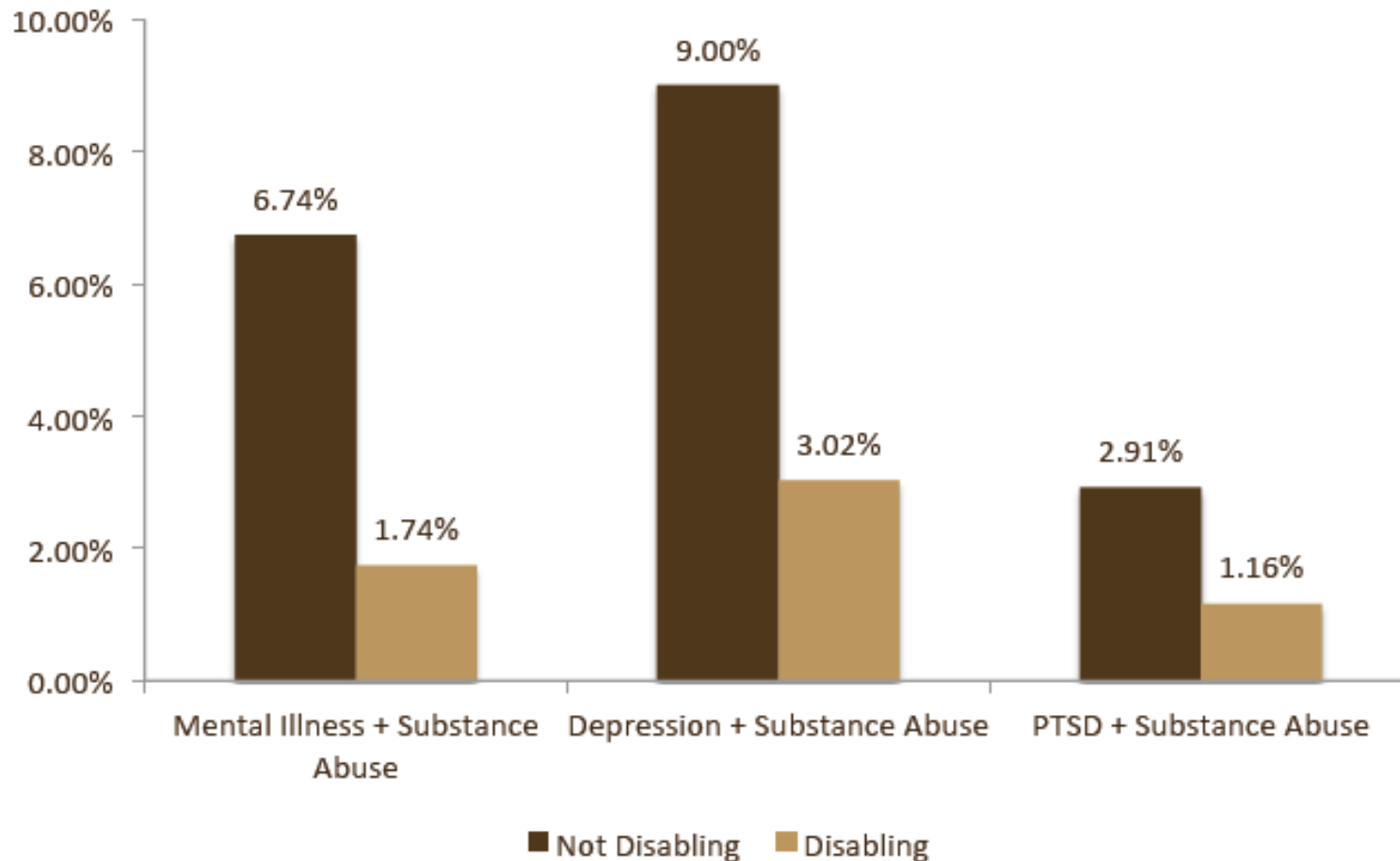
...persons with mental health problems that are expected to be of long-continued and indefinite duration and substantially impairs the person's ability to live independently.

Figure 58: Percentage Of Respondents Who Were Currently Experiencing Mental Illness, Depression, and PTSD

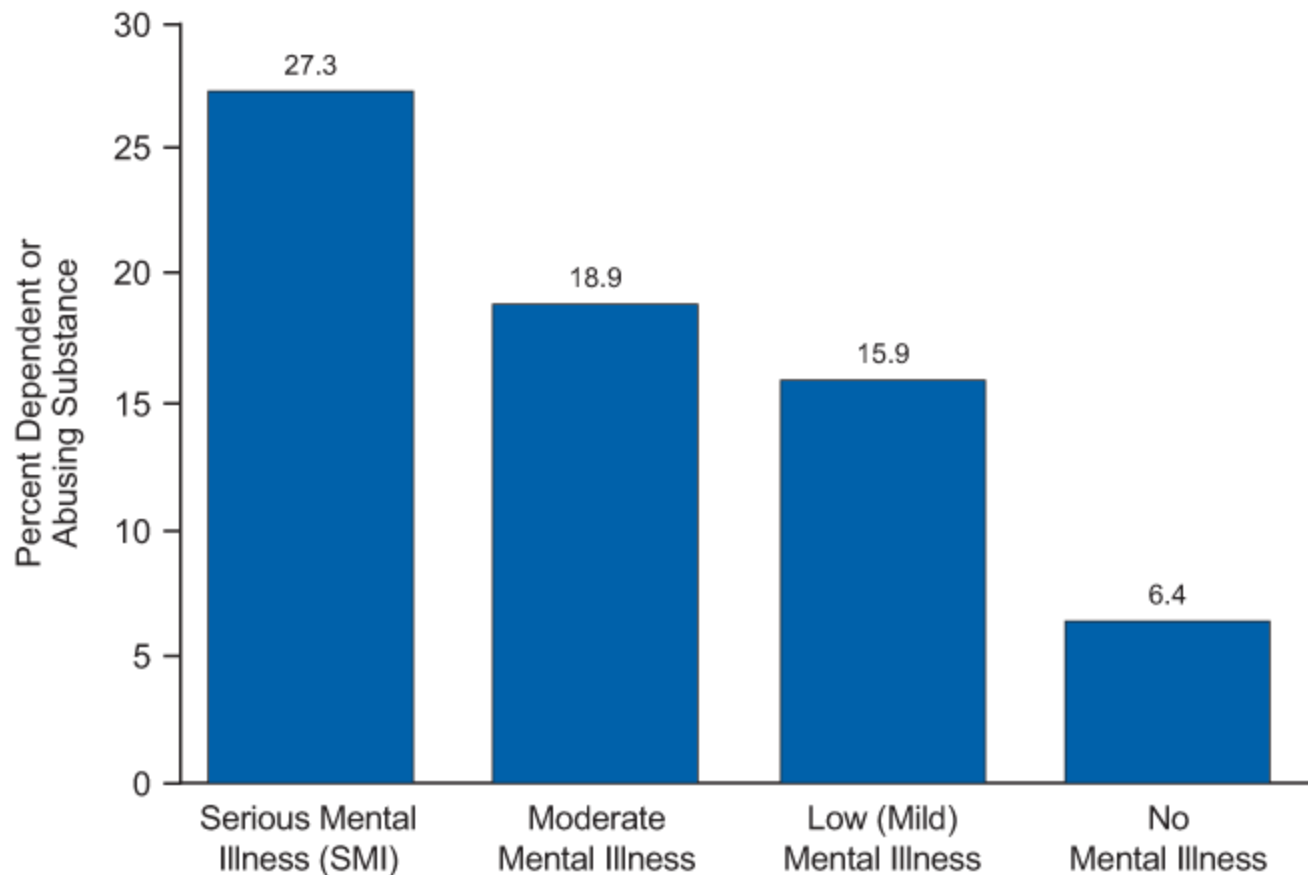


Co-Occurring Disorders among So.NV Homeless

Figure 60: 2013 Respondents Reporting Co-Occurring Substance Abuse with Mental Illness, Depression, or PTSD



Substance Dependence or Abuse among 18 or older by Level of Mental Illness – 2012 *SAMSHA



Southern Nevada/Clark County
Homeless Housing and Services

GAPS ANALYSIS

Southern Nevada Regional Planning Coalition
Committee on Homelessness

July 2013

CBHW applicable Gaps Analysis findings

- Increase Mental Health services
- Increase Substance Abuse treatment services
- 24 hour drop-in program for various crises
- Develop more permanent supportive housing
- Expand case management capacity
- Expand therapeutic courts model

Housing

- Housing First
 - Permanent Supportive Housing
 - Intensive case management case loads
 - Of the 180 persons with co-occurring disorders housed with partners following this model 85% are still housed 18 months later.
 - Maxed out capacity
 - CABHI Grant funding
 - No accompanying Housing \$

Outreach

- Multi-disciplinary teams
 - Mental health techs
 - RN/PA/NA
 - Substance Abuse Counselors
 - Social Workers
 - Para-professional resource specialists
 - Law Enforcement